

simplex roof

Data sheet



south orientated substructure for flat and inclined roofs up to an angle of 15°

mounting system with little to no ballast required

Thanks to its aerodynamic design, simplex roof requires little to no added ballast. Even roofs with a limited load-bearing capacity can be fitted with this particularly light-weight mounting system for photovoltaic panels. As the product can be set at an incline of up to 20°, it is possible to make use of the photovoltaic potential of surfaces on flat and gently inclined roofs with an angle of up to 15°.

Simple and roof-friendly mounting

A great advantage of the simplex roof is its unique ease of installation. The system is composed of a few individual parts, which are pre-mounted in the factory in such a way that the system can be mounted incredibly easily and in the shortest possible timespan.

The functional supporting rails make the installation of the system incomparably roof-friendly. The building protection mats, specially selected according to the type of roof, are pre-fitted and the system allows for water drainage in all directions.



developed and aerodynamically optimised in a wind tunnel



quick installation saves time and money: no other mounting system can be installed faster



suitable for roofs with a limited load-bearing capacity



minimum shipping and storage costs due to small scale: 25 kWp measure 2 x 1 metre in packaging



fully optimised prefabrication



resistant to UV, wind and corrosion



roof impermeability assured



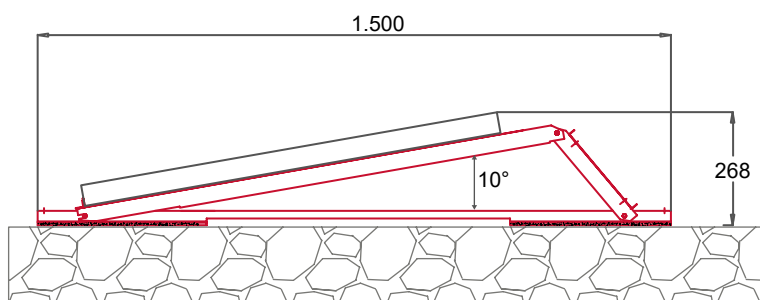
multi-directional water drainage guaranteed

simplex roof



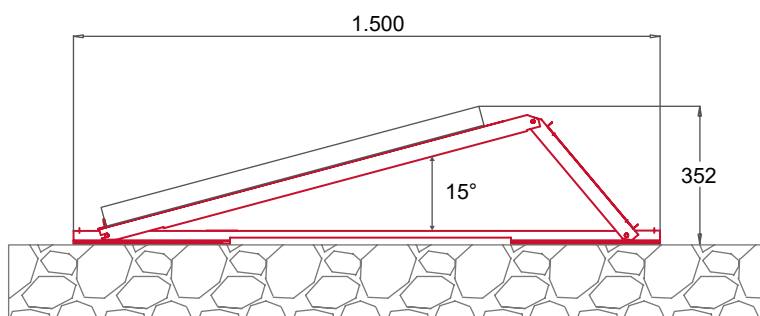
Product variants

10° inclination angle



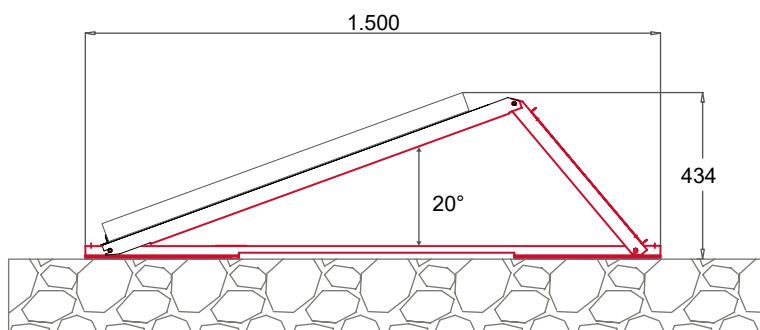
| | |
|-------------------|-------------------------------|
| Module width | up to 1,000 mm* |
| Weight | 3,5 kg/m ² |
| Rail length | 1.500 mm |
| Shading intervals | arbitrary |
| Distributed load | 8 kg/m ² ** |
| Space requirement | from 10 m ² /kWp** |

15° inclination angle



| | |
|-------------------|-------------------------------|
| Module width | up to 1,000 mm* |
| Weight | 4 kg/m ² |
| Rail length | 1.500 mm |
| Shading intervals | arbitrary |
| Distributed load | 10 kg/m ² ** |
| Space requirement | from 12 m ² /kWp** |

20° inclination angle



| | |
|-------------------|-------------------------------|
| Module width | up to 1,000 mm* |
| Weight | 4.5 kg/m ² |
| Rail length | 1,500 mm |
| Shading intervals | arbitrary |
| Distributed load | 12 kg/m ² ** |
| Space requirement | from 15 m ² /kWp** |






* Custom solutions available for alternative module widths. System is suitable for all module dimensions.

** Space requirement and distributed load may vary depending on module type, considered shading intervals, angle of inclination, allocation of generators as well as location and building data.

Technical data

| | |
|--------------------------|---|
| Application field | On flat roofs and roofs with a gentle incline of up to 15° |
| Roof orientation | south-facing |
| Roof covering | Foil, bitumen, gravel, green, sheet metal, including trapezoid sheeting |
| Modules | are placed and clamped on the short side |
| Fixation to roof | Placement with no penetration of the roof, rooftop impermeability is not affected by the mounting system in any case |
| Building protection | Specially designed protective underlay mats for the given surface, pre-fabricated and mechanically fixed |
| Static | Static testing according to DIN EN 1991-1-1 (load capacity) and DIN EN 1991-1-3 (snow load). DIN EN 1991-1-1 to 4 comply with EUROCODE 1 |
| Proof of wind resistance | Stability tested by wind tunnel testing at the Institute of Industrial Aerodynamics according to DIN EN 1991-1-4 and the equivalent load figures measured |
| Lightening protection | Substructure can be connected suitable for lightening current |
| Material | Steel S255 G D AZ185 (Steel with 185 g/m ² aluminium-zinc alloy), corrosion protection class III according to DIN 55928-8 |
| Connection material | VA stainless steel screws and bolts |
| Assembly time | 5 kWp per man hour (simplex roof including module) |
| Product guarantee | 10 years |

Your advantages with sun.deli

-  Delivery up to 750 kWp within three working days*
-  24h part replacement service*
-  10 years product guarantee
-  20 year product lifespan
-  Made in Germany quality

About sun.deli

sun.deli GmbH (formerly known as D&D Deli) is a German manufacturer of high quality mounting systems for photovoltaic plants. Our aerodynamic rooftop and free field substructures have the fastest set-up time on the market thanks to fully optimised prefabrication. As of 2018 sun.deli is part of bos.ten Group and with its sister companies now offers comprehensive planning capabilities, photovoltaic maintenance, insurance services as well as IT-based solutions for plant communication.

* regard to German-speaking area. Individual delivery times may vary depending on the location of your order.

©sun.deli GmbH. All rights reserved. Version 2018 (01), Content is subject to change without notification.

sun.deli GmbH
 franz-von-taxis-ring 30-32
 D-93049 regensburg